



Assembly Instructions

Model: AD5030, CBAD

Step 1

Unfold chair assembly

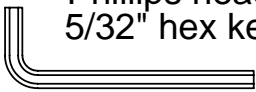
Step 2

Insert (4) 2 1/4" bolts, washers and locknuts into pre-drill holes

- ___ Chair
- ___ Hardware pack

TOOLS NEEDED

- 7/16 wrench
- Phillips head screwdriver or 5/32" hex key



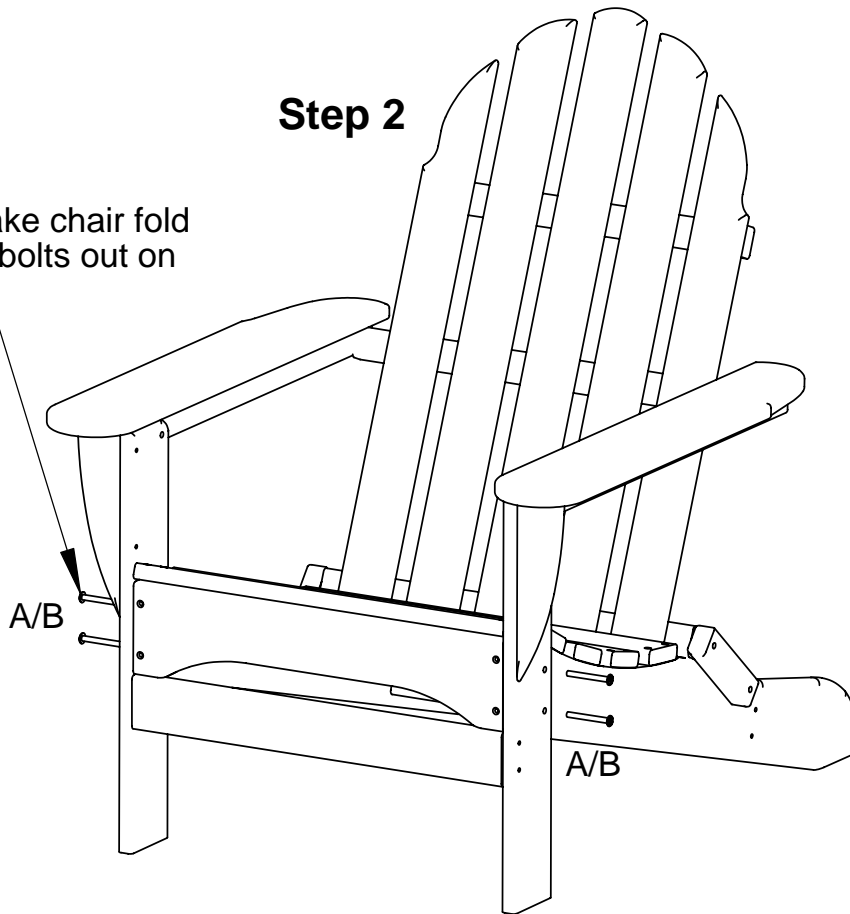
Qty.	Description
------	-------------

4	A - 2 1/4" Bolt
---	-----------------

4	B - 1/4" Washer
---	-----------------

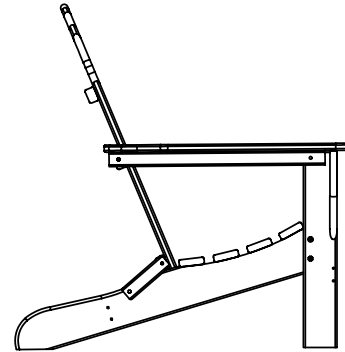
4	B - 1/4" Lock nut
---	-------------------

Note: to make chair fold take upper bolts out on both sides

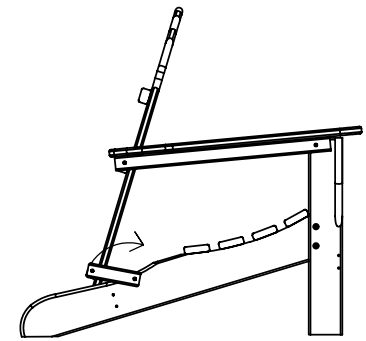


All bolts are 1/4-20

Step 1



Correct



Incorrect

